

Stargazing Guide

How to use your Starchart

Hold the starchart up in front of you when you're facing the appropriate direction and look at the sky!

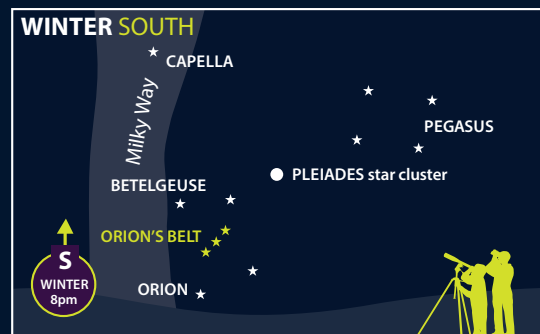
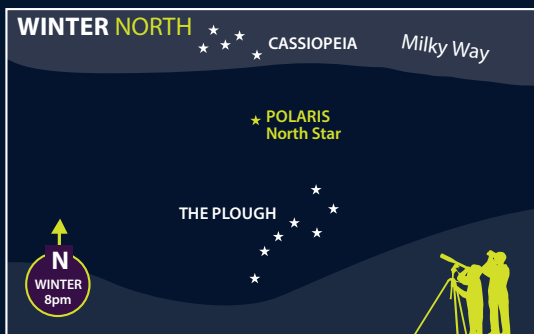
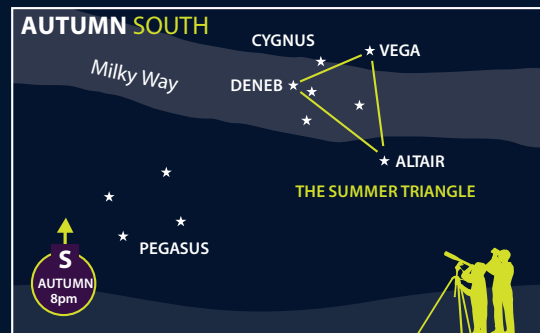
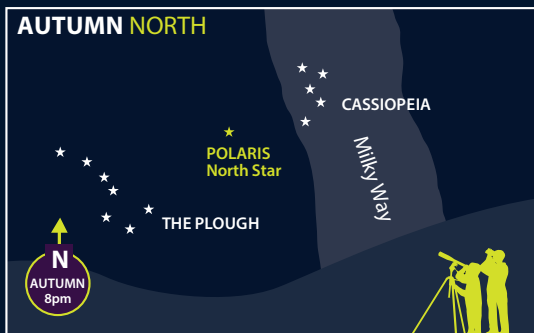
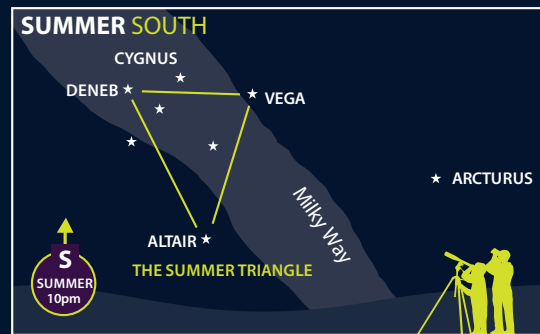
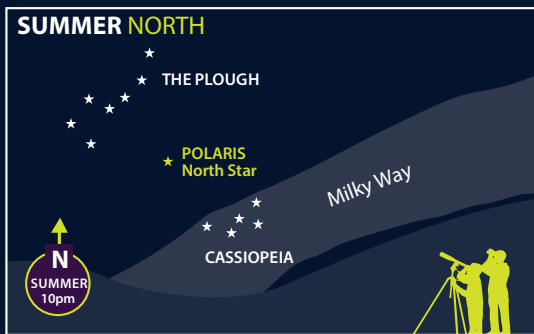
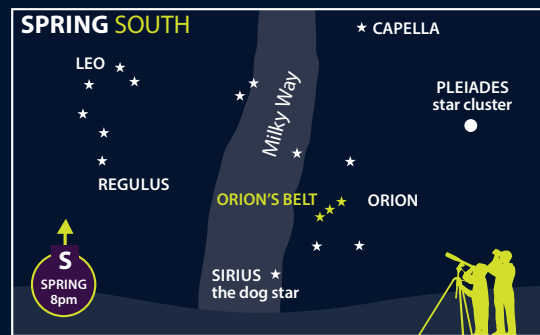
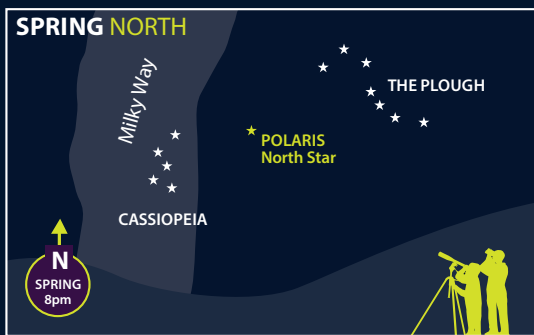
Looking North

The Plough is the most easily recognised group of stars in the northern sky. It is always above the horizon, it looks a bit like a saucerpan, and the two stars furthest from the 'handle' end point towards the North Star, so you can always find north.

On the other side of Polaris is the W-shape of Cassiopeia. The stars in the northern sky are the same all year round, so you will always be able to find them on a clear night.

Looking South

These stars change throughout the year, but you should see variously, Orion the hunter, Gemini (two stick-figures), Sirius, the Pleiades or Seven Sisters, the Summer Triangle, Cygnus the swan (and if you're very lucky, our galaxy, the Milky Way down which it flies), the square of Pegasus, and if you follow the curve of the handle of the Plough, Arcturus.



Based on an original design by Forestry Commission Scotland